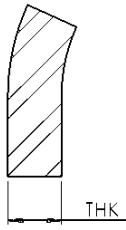
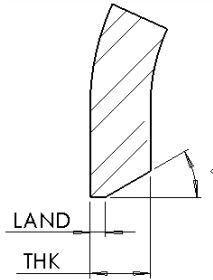


# BEVEL TYPES

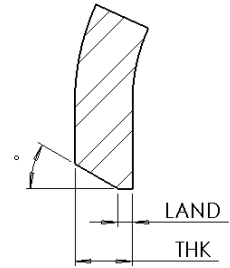
Square Edge



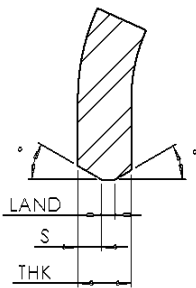
Single Inside Bevel



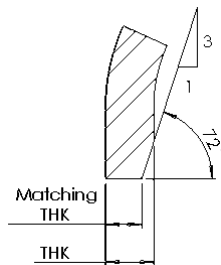
Single Outside Bevel



Double Bevel



Inside Taper



Outside Taper

